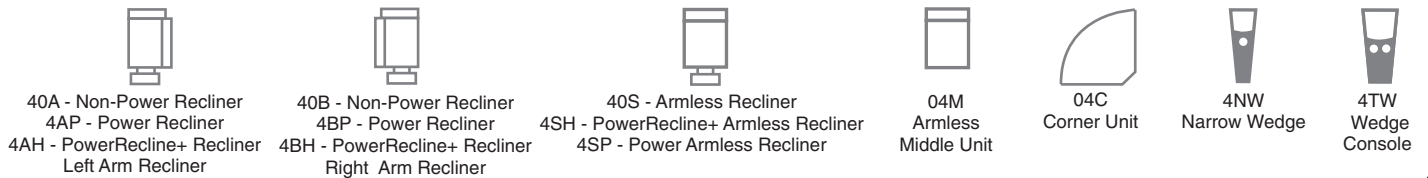


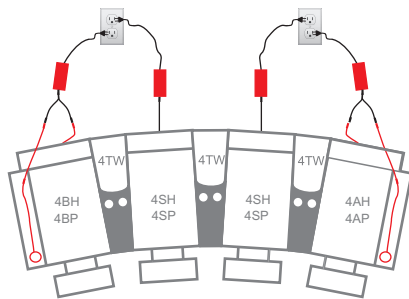
LA-Z-BOY®

Power Sectional Wiring Diagrams and Optional Y-Cable Solutions

PRODUCT DEFINITIONS

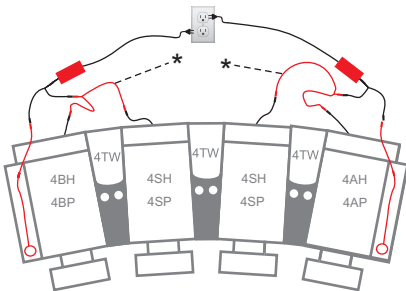


STANDARD



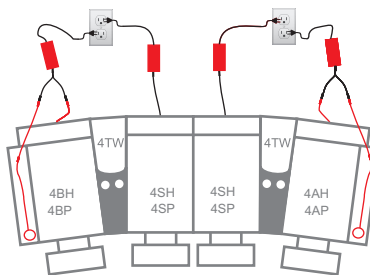
Four outlet plugs are necessary for this configuration.

OPTIONAL Y-CABLES



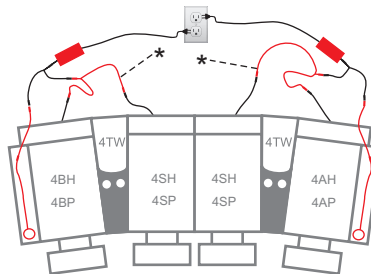
* Two outlet plugs are necessary for this configuration, using two optional Y-cables.

STANDARD



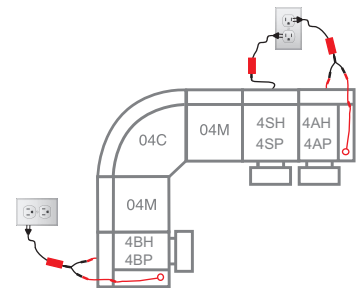
Four outlet plugs are necessary for this configuration.

OPTIONAL Y-CABLES



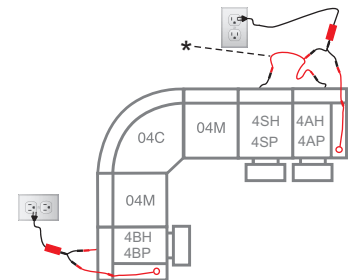
* Two outlet plugs are necessary for this configuration, using two optional Y-cables.

STANDARD



Three outlet plugs are necessary for this configuration.

OPTIONAL Y-CABLES



* Two outlet plugs are necessary for this configuration using one optional Y-cable.

* An optional 7-foot Y-Cable (**Part Number 10.000025**) can be purchased to reduce the number of power outlets needed to operate a power sectional. Optional Y-Cables can be purchased from your La-Z-Boy Dealer or by calling La-Z-Boy Comfort Care at 855-COMFORT or 855-802-6636.

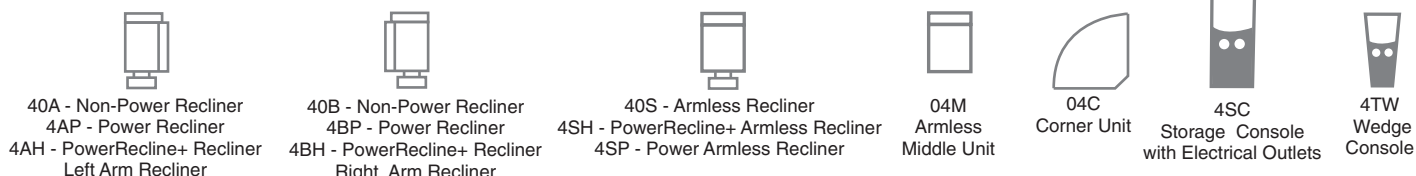


DANGER

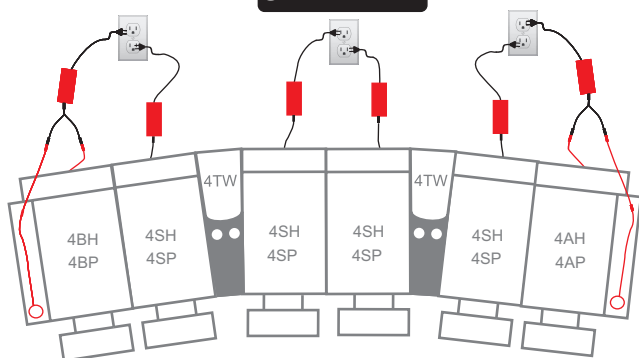
To reduce the risk of electric shock, serious injury or death, plug directly into a wall outlet. DO NOT USE an extension cord, adapter or surge protector.

Configurations Requiring Additional Outlets**

PRODUCT DEFINITIONS

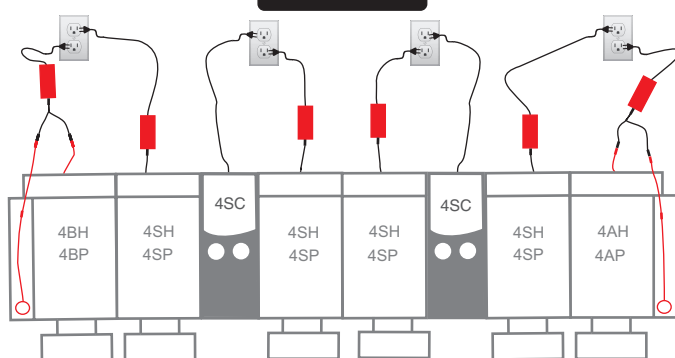


STANDARD



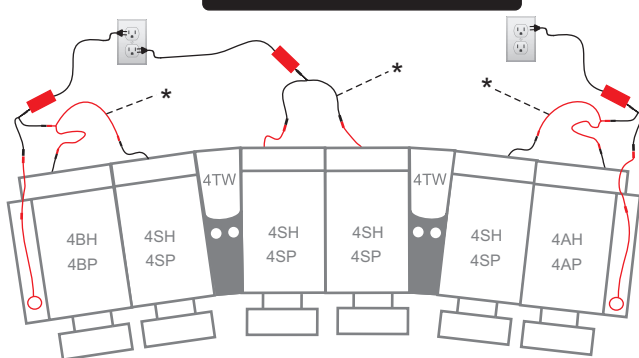
Six outlet plugs are necessary for this configuration.

STANDARD



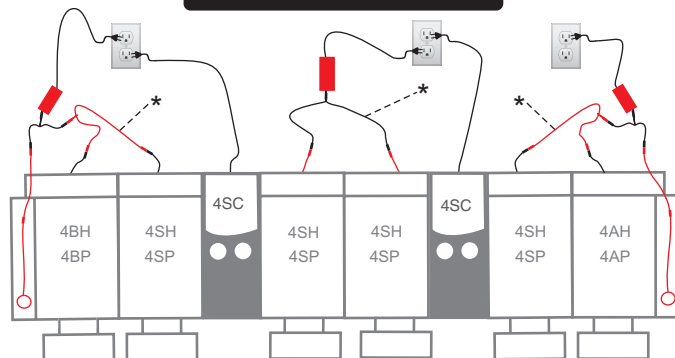
Eight outlet plugs are necessary for this configuration.

OPTIONAL Y-CABLES



* Three outlet plugs are necessary for this configuration, using three optional Y-cables.

OPTIONAL Y-CABLES



* Five outlet plugs are necessary for this configuration, using three optional Y-cables.

* An optional 7-foot Y-Cable (**Part Number 10.000025**) can be purchased to reduce the number of power outlets needed to operate a power sectional. Optional Y-Cables can be purchased from your La-Z-Boy Dealer or by calling La-Z-Boy Comfort Care at 855-COMFORT or 855-802-6636.

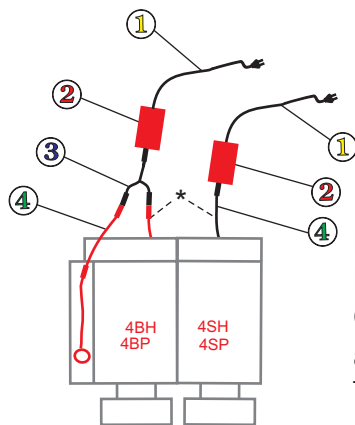
** Additional outlets may be required for some La-Z-Boy Power Sectional configurations. Contact a qualified electrician to install additional outlets. Do not use an extension cord, adapter or surge protector.



DANGER

To reduce the risk of electric shock, serious injury or death, plug directly into a wall outlet. DO NOT USE an extension cord, adapter, or surge protector.

Wiring Components: La-Z-Time Motion Modulares



Power La-Z-Time unit with Power Headrest and Lumbar and a Lighted Cup Holder wiring contents include: a power cord, power supply and Y-cable. The cup holder cable and motor cable are found at the rear of the unit.

Wiring Assembly Illustration for Units with Lighted Cup Holders

Power Cord




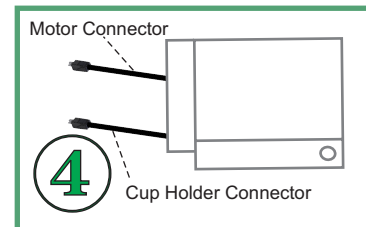
Power Supply



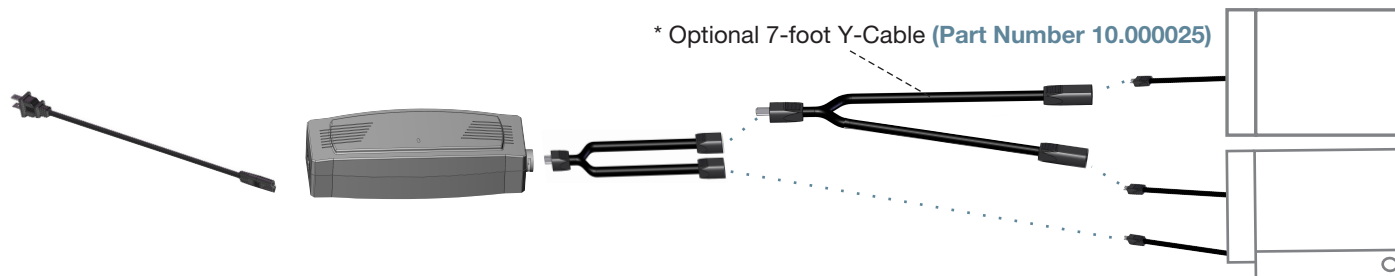
Y-Cable



Cup Holder & Motor Connectors



Optional Y-Cable* Wiring Assembly Illustration



* An optional 7-foot Y-Cable (Part Number 10.000025) can be purchased to reduce the number of power outlets needed to operate a power sectional. Optional Y-Cables can be purchased from your La-Z-Boy Dealer or by calling La-Z-Boy Comfort Care at 855-COMFORT or 855-802-6636.